



SANT GADGE
BABA
AMRAVATI
UNIVERSITY
EXAMINATION
USERGUIDE

➤ Candidate Instructions:

Online Examination System

Login

Username *

Password *

Active Tests *

Please select ▼

Login

[Trouble logging in](#)

Instructions

Checklist/Requirements for Online Examination:

1. Android phone, desktop, laptop (Windows/Linux/Mac) with working front camera as webcam.
2. Please use an updated version of Google Chrome or Mozilla Firefox only.
3. Please ensure a reliable internet connection.
4. Please ensure your mobile or laptop is fully charged.

[Link for Examination Guideline](#)

- Username is your **Application Number**
- Password is Your **Mobile Number**
- Click on Available Examination and select the appropriate test **from the drop-down li**

- **Exam Page-**

Demo Online Examination
demo_1532501709149216, demo_1532501709149216

19^m 47^s

Question #1 1 marks

Are you playing tennis?

Option	Description
<input type="radio"/> A	simple present
<input type="radio"/> B	simple past
<input type="radio"/> C	present continuous
<input type="radio"/> D	past continuous

Questions

Bookmark

Invalid

First

Previous

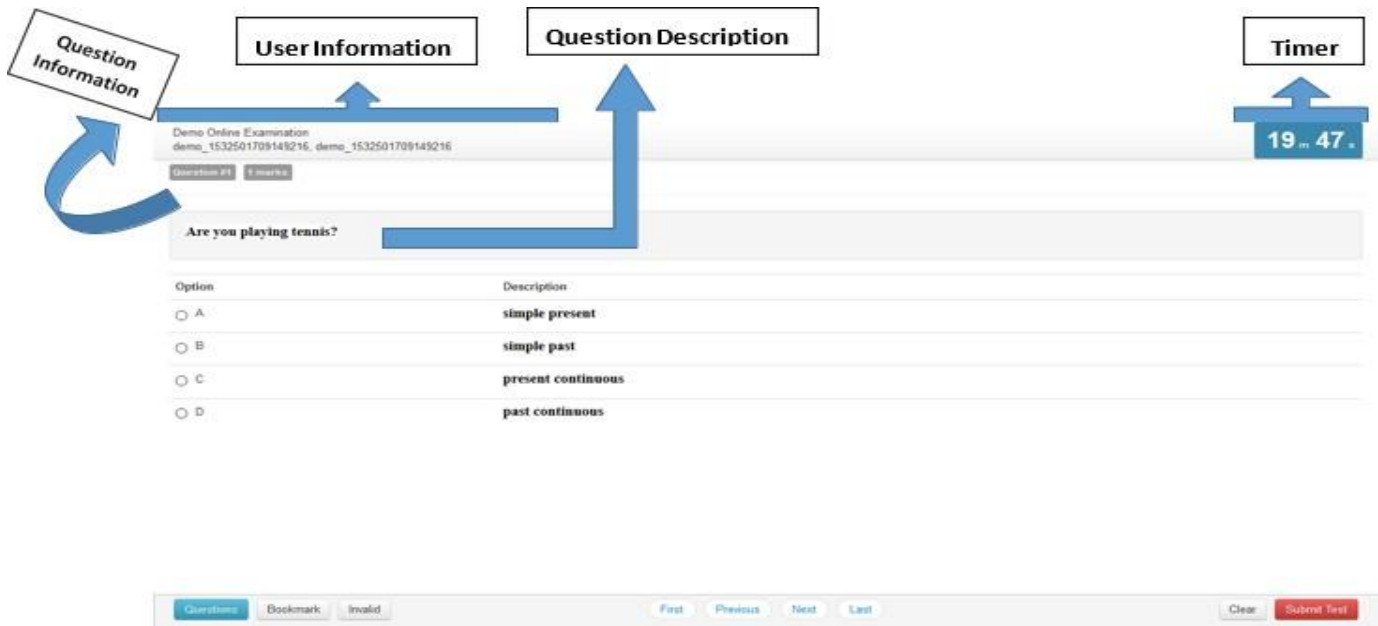
Next

Last

Clear

Submit Test

➤ **STEPS FOR SYSTEM FUNCTION**



❖ **Description**

- Examination page is displayed to user after successful login. Following sections explain different parts of examination page.

➤ **Candidate's Information**

- Candidate's full name is displayed at top-left of the page.

➤ **Timer**

- Your remaining exam time will be displayed at top-right of the page.

➤ **Question Information**

- Question number, marks for question, bookmark and Invalid status of question is displayed in this section which appears below the top row.

➤ **Question Description**

- This section (light gray box) is the actual question displayed to user.

The screenshot shows an online examination interface. At the top, it displays 'Demo Online Examination' and 'demo_1532501709149216, demo_1532501709149216' on the left, and a timer '14 m 57 s' on the right. Below this, there are buttons for 'Question #1' and '1 marks'. The main question is 'Are you playing tennis?'. Below the question is a table with two columns: 'Option' and 'Description'. The options are A (simple present), B (simple past), C (present continuous), and D (past continuous). At the bottom, there are three groups of buttons: 'Questions', 'Bookmark', and 'Invalid' on the left; 'First', 'Previous', 'Next', and 'Last' in the center; and 'Clear' and 'Submit Test' on the right. Blue arrows point from these button groups to labels: 'Question, Bookmark and Invalid', 'NAVIGATION', and 'Clear and Submit Button'. On the far left, a vertical box contains the letters 'O', 'P', 'T', 'I', 'O', 'N' stacked vertically, with a blue arrow pointing to the options table.

Option	Description
<input type="radio"/> A	simple present
<input type="radio"/> B	simple past
<input type="radio"/> C	present continuous
<input type="radio"/> D	past continuous

➤ Options

- This section displays all options available for the question displayed above. Candidate should click on one of the options to mark their answer.

➤ Navigation

- Bottom-center of exam page has four navigation links (First, Previous, Next, Last) to move across questions.

➤ Questions, Bookmark and Invalid

- Bottom-left of the page has three buttons. Clicking on “Questions” buttons shows list of questions (Explained later). Clicking on “Bookmark” button adds a bookmark icon to the question in case user wants to revisit (go back to) the question later.
- Clicking on “Invalid” button adds Invalid icon to the question in case user believes the answers are incorrect.

➤ Clear and Submit Test

- Bottom-right of the page has two buttons. Clicking on “Clear” deselects option if candidate has selected one. Clicking on “Submit Test” button prompts candidate to confirm that candidate wants to submit/end test.

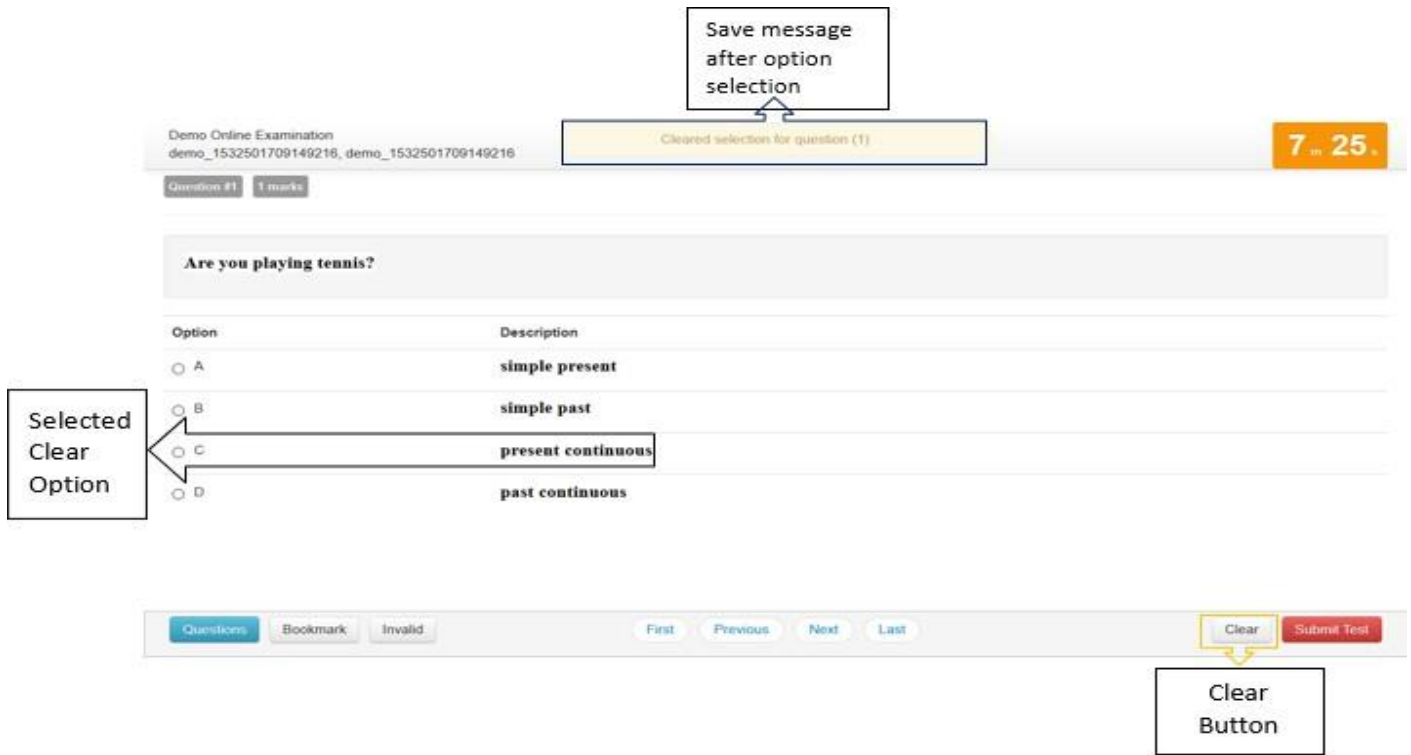


➤ **Select Option**

- Clicking on one of the radio buttons next to option selects and saves the option for the question displayed. If the option is saved successfully, a green notification bar confirming save is displayed at top of the page.

➤ **Saved Message**

- A green notification bar confirming save is displayed at top of the page. In case of any error, a red bar appears. Candidate should immediately notify administrators in case of error.



➤ **Clear Option**

- Clicking on “Clear” button deselects the option for the displayed question if the candidate has selected one. If no option was selected, this button does not have any effect.

➤ **Clear Message**

- A light-yellow bar confirming clear appears on top of the page if the option was cleared for the question successfully.

Demo Online Examination
demo_1532501709149216, demo_1532501709149216

2 m 26 s

List of Question

1	2	3	4	5	6
7	8	9	10	11	12
13	14	15			

List of Question with its state

Questions Bookmark Invalid First Previous Next Last Clear Submit Test

Question Button

➤ **Questions Button**

- Clicking on “Questions” button display’s candidates’ responses to each question.

➤ **List of Questions**

- This section/table shows all questions along with option selected by the candidate for each question. It also shows bookmarks if any. Question numbers are clickable and will take the candidate directly to the clicked question.

Demo Online Examination
demo_1532501709149216, dem

1 52

Question #9 1 marks

Bookmark Icon, it indicates question is bookmark for review

Tanya is older than Eric.Cliff is older than Tanya.
Eric is older than Cliff.
If the first two statements are true, the third statement is

Option	Description
<input type="radio"/> A	true
<input type="radio"/> B	false
<input type="radio"/> C	uncertain
<input type="radio"/> D	Don't know

Questions Bookmark Invalid First Previous Next Last Clear Submit Test

Bookmark Button


➤ Bookmark Button

- Clicking on “Bookmark” button marks the displayed question with bookmark icon. Bookmarks are useful if candidate wants to revisit (go back to) a question later.

➤ Bookmark Icon

- Bookmark icon is displayed in the question information section of the page alongside question number and marks.

Demo Online Examination
demo_1532501709148216, demo_1532501709148216

Question #9 1 marks  Invalid Icon, it indicates question reported is invalid

1 in 30

**Tanya is older than Eric.Cliff is older than Tanya.
Eric is older than Cliff.
If the first two statements are true, the third statement is**

Option	Description
<input type="radio"/> A	true
<input type="radio"/> B	false
<input type="radio"/> C	uncertain
<input type="radio"/> D	Don't know

Questions Bookmark Invalid First Previous Next Last Clear Submit Test

Invalid Button

➤ Invalid Button

- Clicking on “Invalid” button marks the displayed question with Invalid icon. Invalid is useful if candidate believes the answers are incorrect.

➤ Invalid Icon

- Invalid icon is displayed in the question information section of the page alongside question number and marks.

Demo Online Examination
demo_1532501709149216_demo_1532501709149216

1 m 52 s

Question # 1 marks

**Tanya is older than Eric.Cliff is older than Tanya.
Eric is older than Cliff.
If the first two statements are true, the third statement is**

Option	Description
<input type="radio"/> A	true
<input type="radio"/> B	false
<input type="radio"/> C	uncertain
<input type="radio"/> D	Don't know

Questions Bookmark Invalid First Previous Next Last Clear **Submit Test**

Submit Button

➤ **Submit Button**

- Candidate may click on “Submit Test” button if he/she wants to submit/end test before timer expires. If time expires, on completion of 120 min (2 hours) the exam will be submitted automatically candidate exam is submitted automatically.



➤ **Submit Confirmation Message**

- A confirmation message is displayed before submitting the test. Candidate should choose carefully. **Test once submitted cannot be re-opened.**

THANK YOU